


SPOOKY BRACELETS

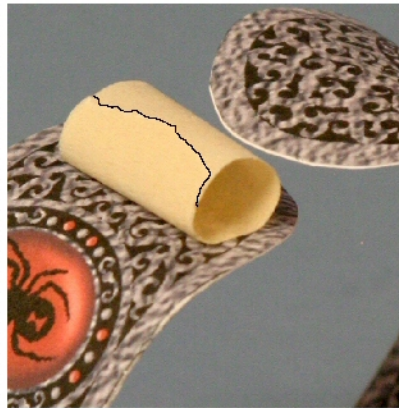
PAGE 1.



Copyright 2013 by Ray O'Bannon ravensblight.com



ASSEMBLY INSTRUCTIONS:

Cut out the bracelet and carefully fold along the center line. Glue the two sides together and trim as needed. Wrap the bracelet around a pen or pencil to curve the paper. Unwrap and repeat, starting with the opposite end. Gently uncurl the bracelet and place it around your wrist. Use a loop of tape (as shown below) to keep the bracelet from falling off.





SPOOKY BRACELETS

PAGE 3.

